

Best quality 5+1.14pvb+5 U channel aluminum tempered laminated glass railing for balcony price, China 5+5mm laminated glass railing balcony suppliers.



1, What is 5+1.14pvb+5mm tempered laminated glass railing for balcony?

5+1.14pvb+5mm tempered laminated glass railing for balcony is made by using 2 thickness 5mm tempered glass panels "sandwiched" together with a 1.14mm thickness PVB interlayer. The combination of glass panels and PVB material is undertaken

by high pressure(>5 bar) and high temperature(>130 degrees) for over 5 hours to squeeze out water and vapor. Therefore ensuring laminated glass super good adherence and long lifespan.

5+1.14pvb+5mm tempered laminated glass railing for balcony not only provides lightweight, easy installation advantages, but it can also help you enjoy the safest fencing and fantastic decoration design. If you are using color pvb or digital printing or acid etched method for the 11.14mm laminated glass, you can make your balcony railing design unique!



Glass railing balcony with U channel frameless designs

2, Modern style glass railing design for balcony.

1. [Frosted tempered laminated glass](#) railing for balcony;
2. Milky white tempered laminated glass railing for balcony;
3. [Digital printed tempered laminated glass](#) railing for balcony;
4. Gradient color ceramic frit tempered laminated glass railing for balcony;
5. [Color pvb tempered laminated glass](#) railing in balcony;
6. Tinted glass laminated tempered glass railing balcony;



Different designs for glass railing in balcony


3, How to produce 11.14mm tempered laminated glass products?

11.14mm tempered laminated glass is produced as follows:


1. Cut the 5mm raw material glass panels to custom sizes;
2. Do the edgework for the 5mm glass sheet;
3. [Tempering](#), increase the 5mm glass strength up to 5 times higher;
4. [Laminating](#), combine two 5mm tempered glass panels

together with 1.14mm pvb within autoclave to form a combination permanently.

5. Packing, strong plywood crates to ensure shipping safety.



Lamination process from [Shenzhen Dragon Glass](#)



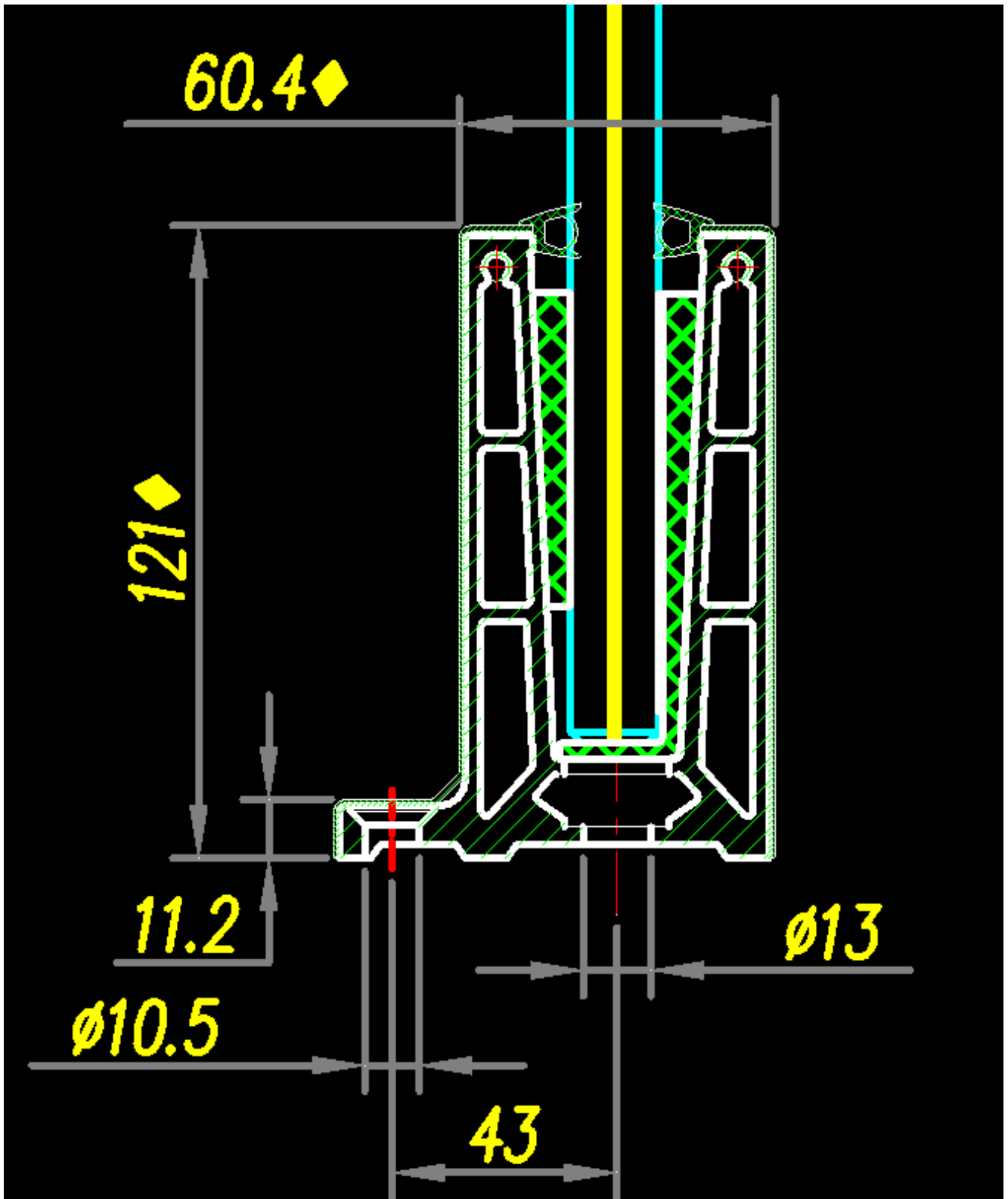
Patterned laminated glass railing for balcony



Low iron laminated glass railing for balcony with safety angles

There are many types of glass railing for balcony designs, here we are going to introduce you to **one of the easiest installation and modern style—**

4, U channel frameless balcony glass railing detail dwg.



frameless balcony glass railing detail dwg



U channel frameless glass design

4.1, Sample of U channel frameless

**tempered laminated glass railing
for balcony.**



Glass railing balcony sample

5, How to install U channel frameless glass railing system?

U channel frameless glass railing system installation is very easy and convenient. Here is a video showing you how to install it:

The installation of U channel frameless glass railing balcony system.

6, What is the U channel 11.14mm frameless laminated tempered glass railing balcony price?

The price for U channel 11.14mm frameless laminated tempered glass railing in balcony system will **rely on several factors**:

1, **The glass designs** for the 5+1.14pvb+5mm tempered laminated glass,

- tinted glass;
- color pvb lamination;
- using frosted designs;
- ceramic frit or digital printed designs;

will influence the final price for the tempered laminated glass railing system products;

1. **The U channel accessories designs**, we have several designs with different fixing styles. Each will subject to different price;
2. **The quantity of glass railing balcony**, as we all know, larger quantity, more economical cost-sharing;
3. **Season changes, raw material cost, etc** all will influence the tempered laminated glass railing for balcony price.

[Shenzhen Dragon Glass](#) offers a one-stop glass railing system

with the best quality accessories and glass products with fast delivery.

[Welcome to contact us](#) for negotiating the most workable solution!